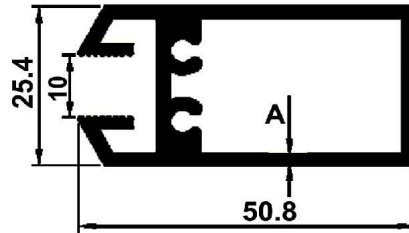
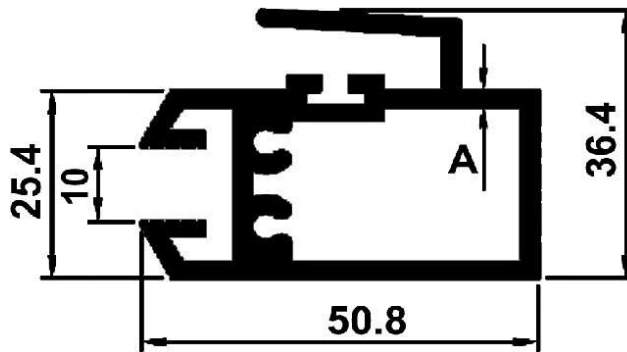


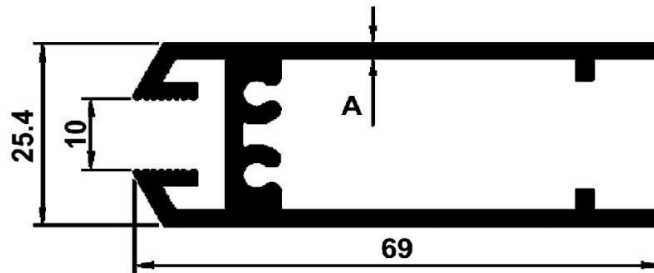
**WINDOW SERIES: 25MM**



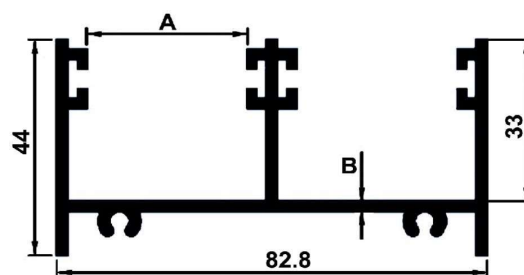
SL.NO	SECTION NO.	A	WEIGHT(KG/M)
1	3101	2.00	1.006



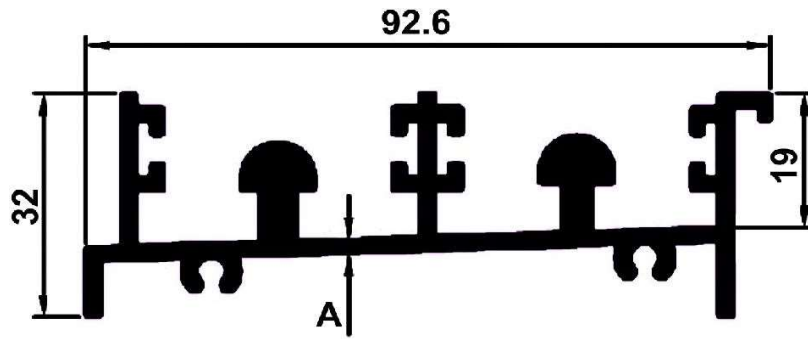
SL.NO	SECTION NO.	A	WEIGHT(KG/M)
1	3102	2.00	1.229



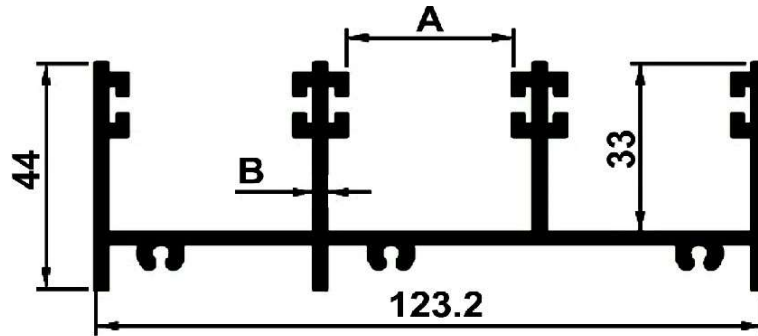
SL.NO	SECTION NO.	A	WEIGHT(KG/M)
1	3103	2.00	1.119



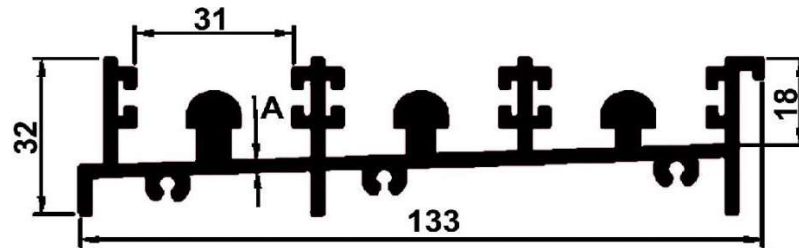
SL.NO	SECTION NO.	A	B	WEIGHT(KG/M)
1	3104	30.75	2.00	1.420



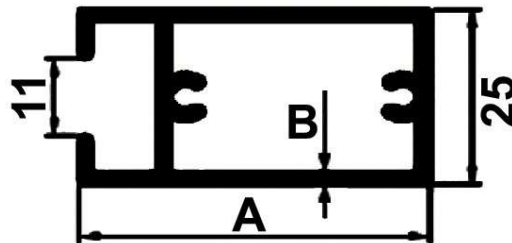
SL.NO	SECTION NO.	A	WEIGHT(KG/M)
1	3105	2.00	1.805



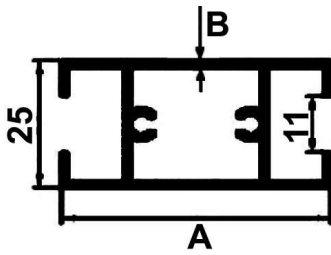
SL.NO	SECTION NO.	A	WEIGHT(KG/M)
1	3106	2.00	2.000



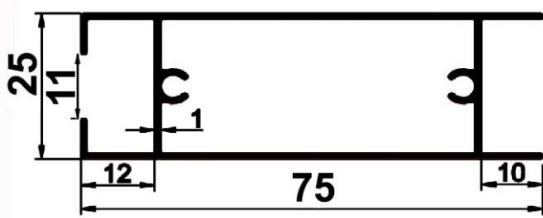
SL.NO	SECTION NO.	A	WEIGHT(KG/M)
1	3107	2.00	2.600



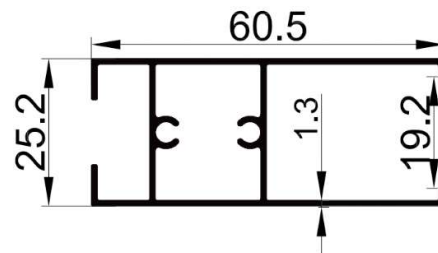
SL. NO.	SECTION NO.	A	B	WEIGHT (KG/M)
1	3109	75.00	1.10	0.634
2	3119	50.00	0.95	0.482
3	3120/1	50.00	1.07	0.519
4	3120	50.00	1.20	0.683



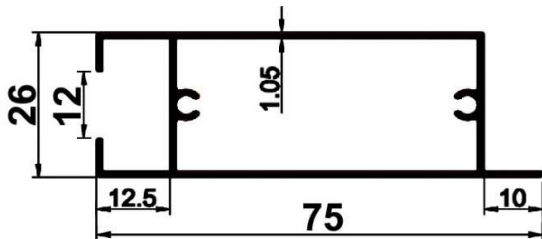
SL. NO.	SECTION NO.	A	B	WEIGHT(KG/M)
1	3111	75.00	1.05	0.634
2	3121	50.00	1.00	0.420
3	3122	50.00	1.15	0.500
4	3123	50.00	1.30	0.591



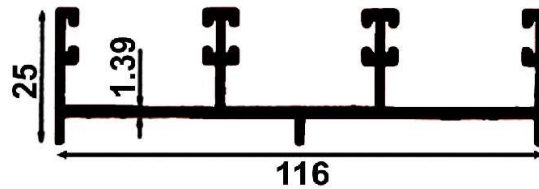
SL.NO	SECTION NO.	WEIGHT(KG/M)
1	3110	0.616



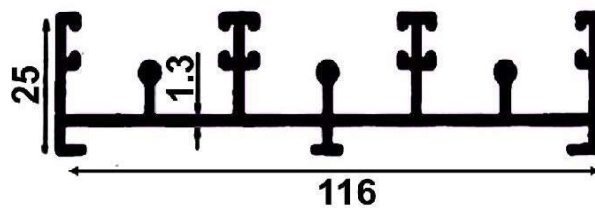
SL.NO	SECTION NO.	WEIGHT(KG/M)
1	3113	0.700



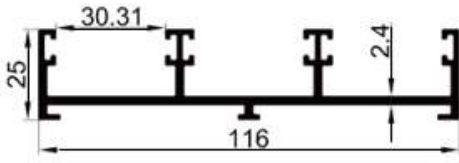
SL.NO	SECTION NO.	WEIGHT(KG/M)
1	3112	0.622



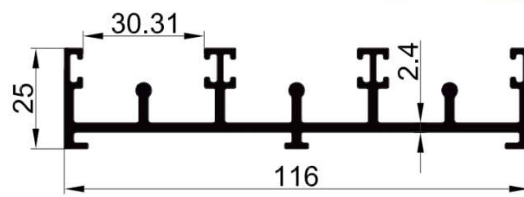
SL.NO	SECTION NO.	WEIGHT(KG/M)
1	3114	0.985



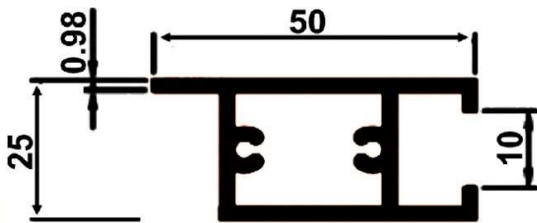
SL. NO	SECTION NO.	WEIGHT (KG/M)
1	3116	1.094



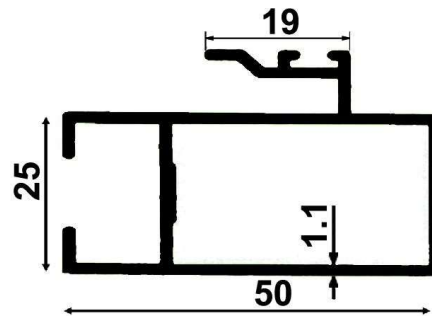
SL. NO.	SECTION NO.	WEIGHT(KG/M)
1	3184	1.487



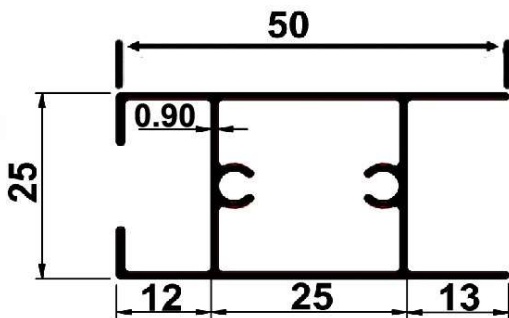
SL. NO.	SECTION NO.	WEIGHT(KG/M)
1	3186	1.691



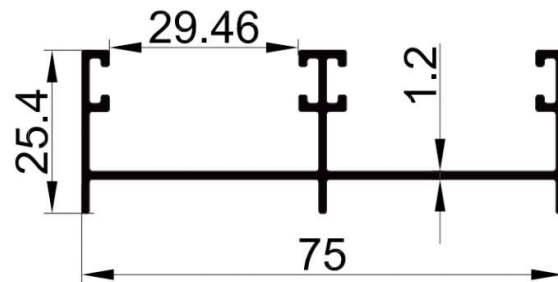
SL.NO	SECTION NO.	WEIGHT(KG/M)
1	3117	0.520



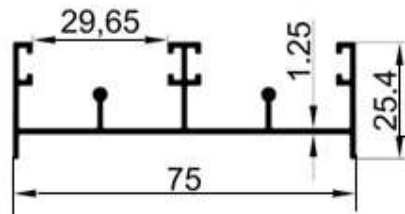
SL.NO	SECTION NO.	WEIGHT(KG/M)
1	3118	0.580



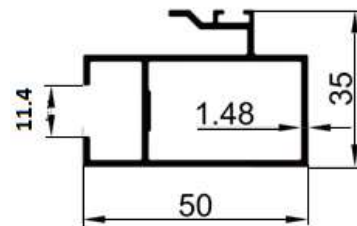
SL.NO	SECTION NO.	WEIGHT(KG/M)
1	3124	0.440



SL.NO	SECTION NO.	WEIGHT(KG/M)
1	3201	0.619

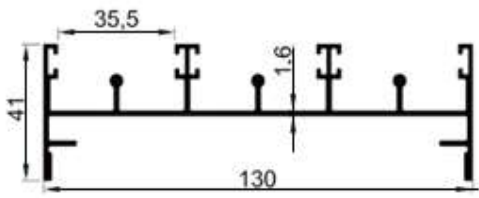


SL.NO	SECTION NO.	WEIGHT(KG/M)
1	3203	0.660

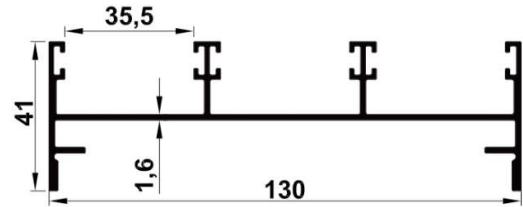


SL. NO	SECTION NO.	WEIGHT(KG/M)
1	3188	0.757

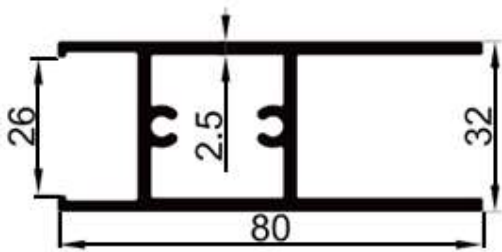
**WINDOW SERIES: 32MM**



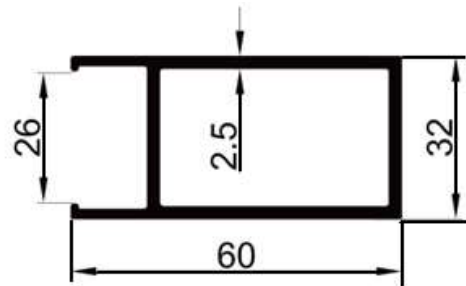
SL. NO.	SECTION NO.	WEIGHT(KG/M)
1	3196	1.564



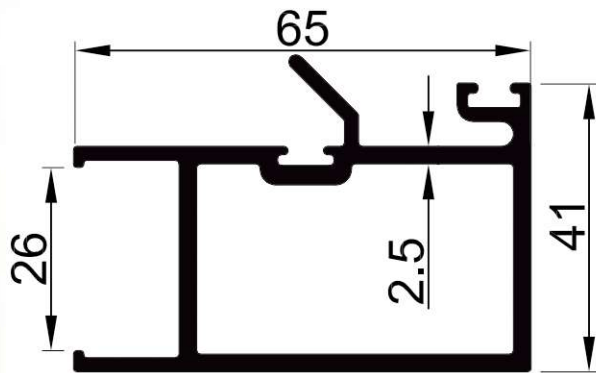
SL. NO.	SECTION NO.	WEIGHT(KG/M)
1	3198	1.369



SL. NO	SECTION NO.	WEIGHT(KG/M)
1	3194	1.524

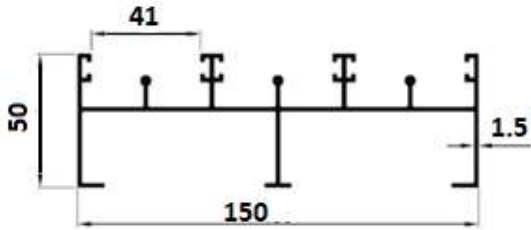


SL. NO	SECTION NO.	WEIGHT(KG/M)
1	3190	1.209

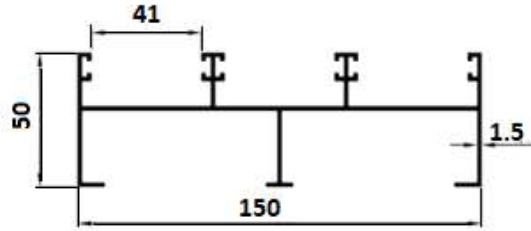


SL. NO	SECTION NO.	WEIGHT(KG/M)
1	3192	1.452

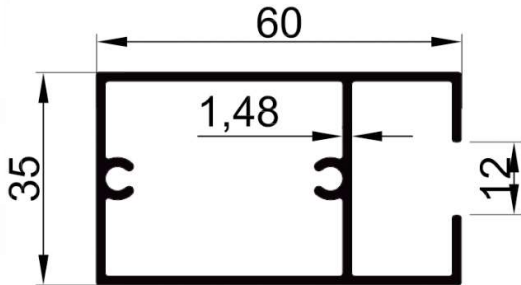
**WINDOW SERIES: 35MM**



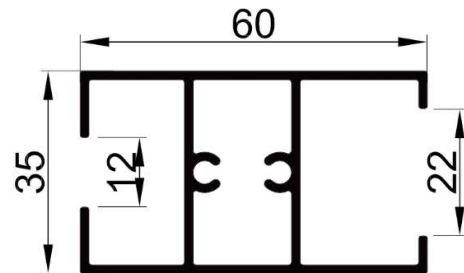
SL. NO.	SECTION NO.	WEIGHT(KG/M)
1	3174	1.879



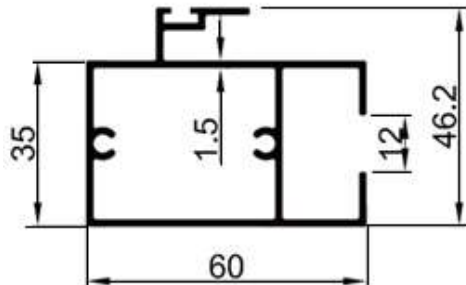
SL. NO.	SECTION NO.	WEIGHT(KG/M)
1	3176	1.624



SL. NO.	SECTION NO.	WEIGHT(KG/M)
1	3178	0.908



SL. NO.	SECTION NO.	WEIGHT(KG/M)
1	3180	0.949



SL. NO.	SECTION NO.	WEIGHT(KG/M)
1	3182	1.058